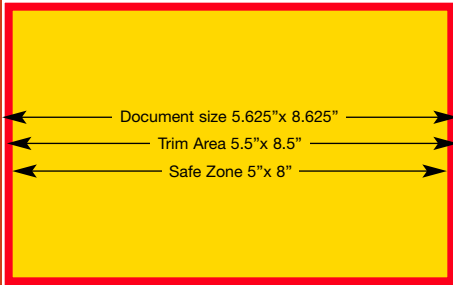


## 6"x 9" Postcard (Actual print size 5 1/2" x 8 1/2")

There are three areas available to customize on the 6"x 9" postcard: Front (or non-address side); Back (address side) and the Accent Image Area.




### Front Image

**Document Size: 8.625" x 5.625"**

Design your image to fill the entire document size.

**Trim Area:** After printing, the postcard is trimmed .0625" (1/16 inch) on all four sides resulting in the final 5.5" x 8.5" finished postcard size. DO NOT end artwork at the trim as this may result in your postcard having a slight white edge.

**Safe Zone:** We recommend confining your primary image content (text, logos, and primary images) to a "safe zone" of 8"x 5".



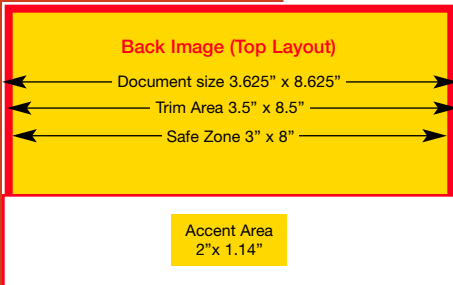
### Back Image (Side Layout)

**Side Layout: 4.965" width x 5.625" high (flush left)**

Design your image to fill the entire side layout size.

**Trim Area:** After printing, the postcard is trimmed .0625" (1/16 inch) on three of four sides (right side is not trimmed).

**Safe Zone:** We recommend confining your primary image content (text, logos, and primary images) to a "safe zone" of 4.375" x 5.014".



### Back Image (Top Layout)

**Top Layout: 8.625" width x 3.625" high (top load)**

Design your image to fill the entire side layout size.

**Trim Area:** After printing, the postcard is trimmed .0625" (1/16 inch) on three of four sides (bottom is not trimmed).

**Safe Zone:** We recommend confining your primary image content (text, logos, and primary images) to a "safe zone" of 8"x 3".

### Accent Image Area

**Accent Image: 2" width x 1.14" high**

The image is printed in the Address Area.

Design your image to fit in a "landscape" format.

Image File Size : 5MB

Image File Type :  
JPEG (RGB or CMYK)

Image Resolution DPI :  
Minimum 300 dpi up to 600 dpi